

Let's SoundsKape

USER'S MANUAL

Carlos Iglesias Valencia

V 1.0

Index

Introduction	3
How to load Let's SoundsKape to the PC3	3
How to browse Let's SoundsKape	6
Customizing programs	7
Parameters.....	7
Fixing the parameters.....	7
License	8

Introduction

Let's SoundsKape is a compilation of pad sounds for synthesizers based on the PC3 Kurzweil engine.

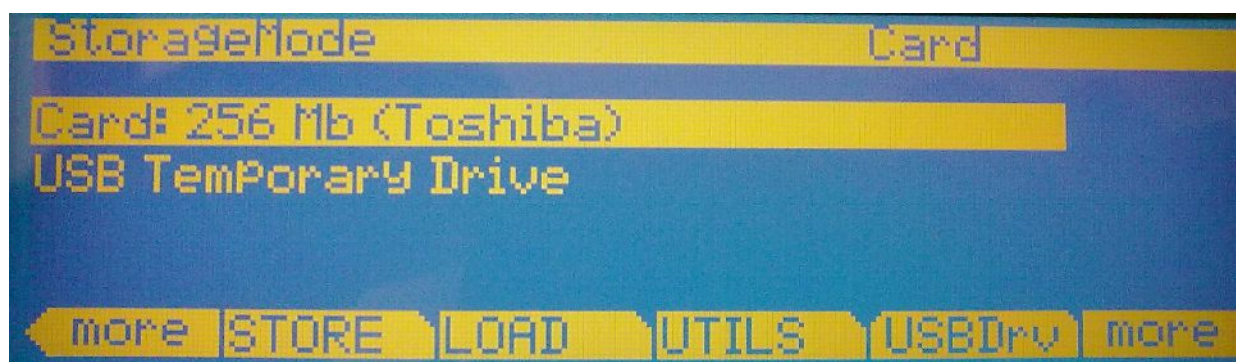
How to load Let's SoundsKape to the PC3

Let's SoundsKape can be loaded to the PC3 from a computer or a XD card. It's assumed that it's going to be loaded from a computer.

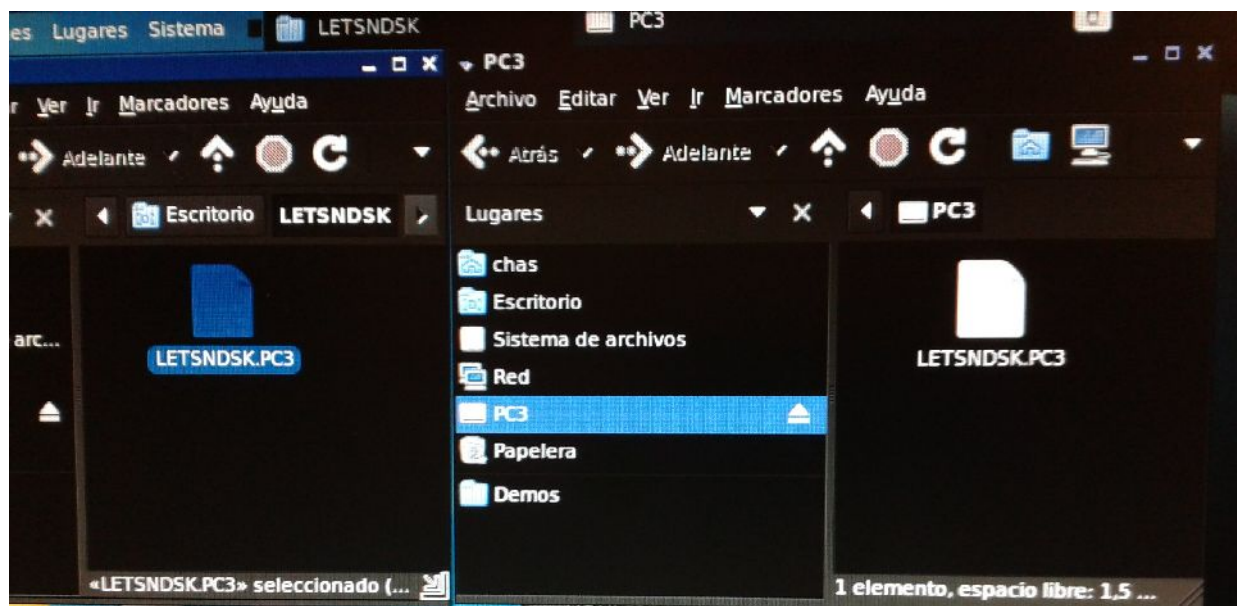
1. Connect the synthesizer to the computer USB.
2. Boot the computer.
3. Open the folder or drive where the file LETSNDISK.PC3 is.
4. Set the synthesizer in **Storage** mode.



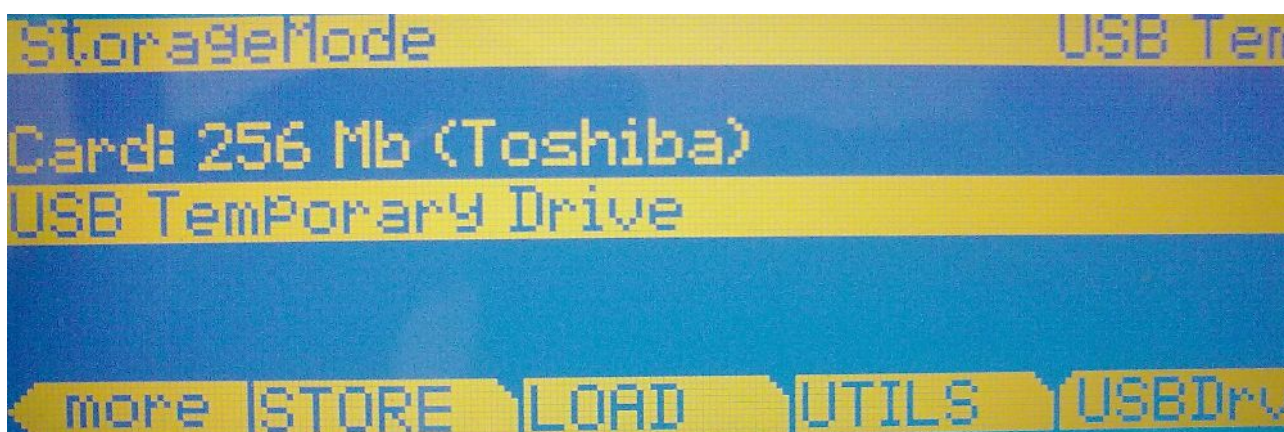
5. Enable USB mode on the synthesizer: USB → CHOOSE.



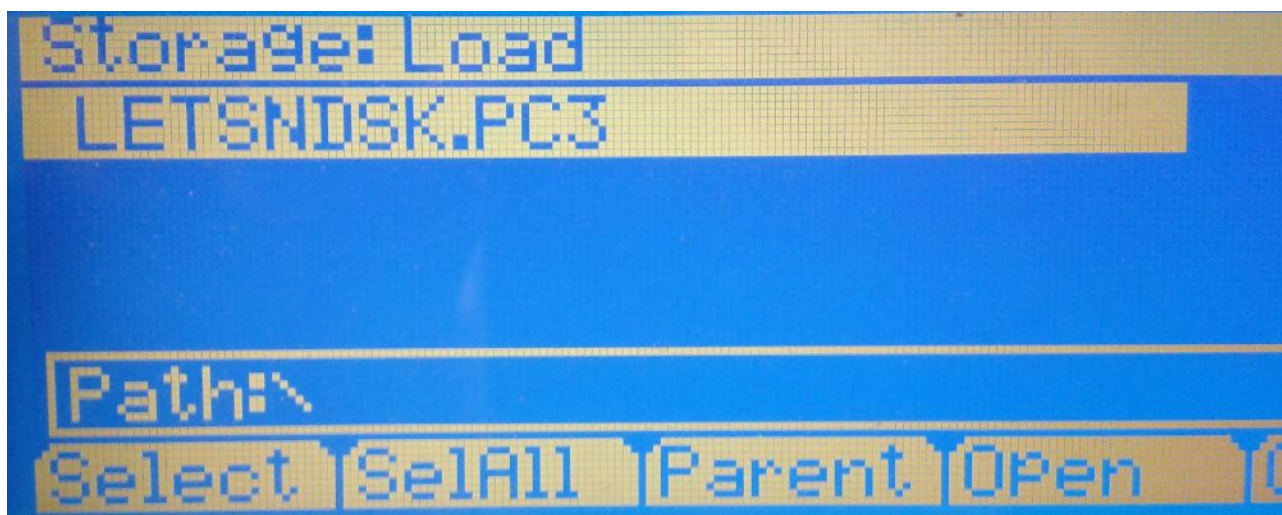
6. On the computer appears an icon called PC3. Doubleclick to open.
7. Copy the LETSNDSK.PC3 file in the folder called PC3.



8. Push the synthesizer's LOAD button.



9. Select the file LETS_VA.PC3 and accept with OK.



10. Select the range of numbers Let's SoundsKape will be loaded.



11. Choose the Append mode to ensure that data will not be destroyed.


12. Wait to load all the data.

13. Remove the PC3 drive from your computer's operating system.

14. Exit from the PC3 Store mode.

How to browse Let's SoundsKape

Let's SoundsKape is composed strictly by programs. All them are ordered by spectral distribution:

Ethereal	 <ol style="list-style-type: none"> 1 Revelation 2 Rumour 3 Sacra 4 The Others 5 Full Moon 6 Under the sweep 7 Seeds in Weightless 8 LA Chorus 9 Glockphone 10 Murmur 11 Space Opera 12 Babylon 13 Tastic
Shiny	<ol style="list-style-type: none"> 14 Narrow Band 15 Once Upon a Time 16 Saw Sweep 17 Space Clav 18 Frost 19 Hybpianores 20 Pianores 21 80s Fantasia 22 P5-Like 23 Thin Sweep 24 Epic Metal 25 At the Top 26 Frozen 27 Felisa 28 Navyton 29 Liriks 30 Diving 31 Corporate Psycho 32 Websilk 33 Generic Brass 34 Tempus Fugit 35 Bacterian Life
Thin	<ol style="list-style-type: none"> 36 Golden Light 37 Perez 38 Lullaby 39 Cartoon Mouses 40 Only Zoo 41 Ferns
Warm	<ol style="list-style-type: none"> 42 Sweet Train 43 Cathedral 44 Vino Turbio 45 Apocalypse 46 King After Battle 47 Modesty 48 Preacher 49 Crystal Ball 50 Hubble Deep Field 51 Knight 52 Sacred Choir 53 Sweet Solitude 54 Family 55 Sinusitis 56 Liquid Tin 57 Hard Sync +2P 58 Tan Dun 59 Alive 60 UFO 61 Picnic on Mars 62 Grandma
Thick	<ol style="list-style-type: none"> 63 Hurdy 64 Glacial Cave 65 Ave 66 Celestial 67 Celtic 68 Froze 69 Forgotten Forest 70 CS80 Light 71 2P Saw Sweep 72 CS80 Complex 73 Melancholia 74 Creamy Bass 75 Epic Horns 76 Big People 77 Christmic 78 Bronze Wheels
Dirty	<ol style="list-style-type: none"> 79 Fuzzy Logic 80 Bifuzzy 81 Lord of the Tower 82 Fat Man 83 Power Metals 84 Power Plant 85 Cotton 86 Frank Rebirth 87 Marshallish 88 B-17 89 Milkway 90 Milkier 91 Ghost Ship 92 Fire
Rhythmic	<ol style="list-style-type: none"> 93 Mistery Tremolo 94 Torrent 95 Wedding Garden 96 Conspiracy 97 Eniac 98 Progress 99 Machimeria 100 Repulse

Customizing programs

Parameters

All the Let's SoundsKape programs can be customized using the PC3 controllers:



- A: Timbre X
- B: Timbre Y dynamics
- C: Stereo depth
- D: Stereo velocity
- E: Effect depth
- F: Effect lenght
- G: Effect velocity

- H: Equalizer frequency
- I: Equalizer Attenuation
- Modulation Wheel: Amplifier attack
- Keyboard release velocity: Amplifier release
- Keyboard aftertouch: Timbre Z

If you have any doubt of how a parameter affects the sound, simply experiment.

Fixing the parameters

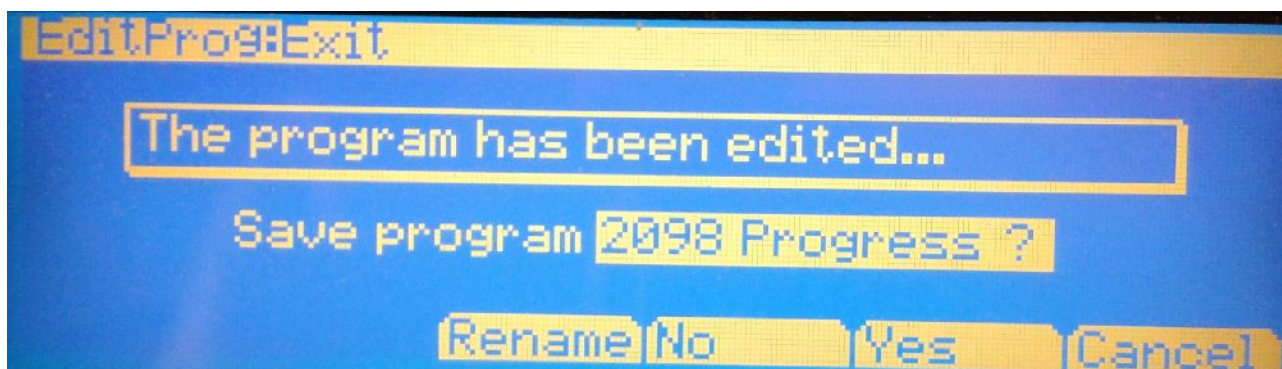
You can fix the parameters adjusted to a program following the next steps:

1. Enter in program edition mode pressing the Edit Key.
2. Press three times the left arrow soft button (more).

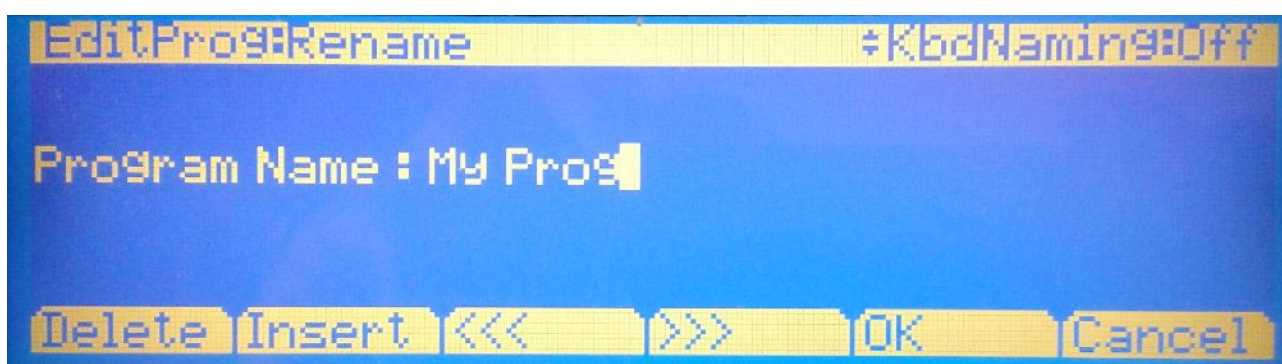


3. Press the soft button SetCtl.
4. Press the exit button.

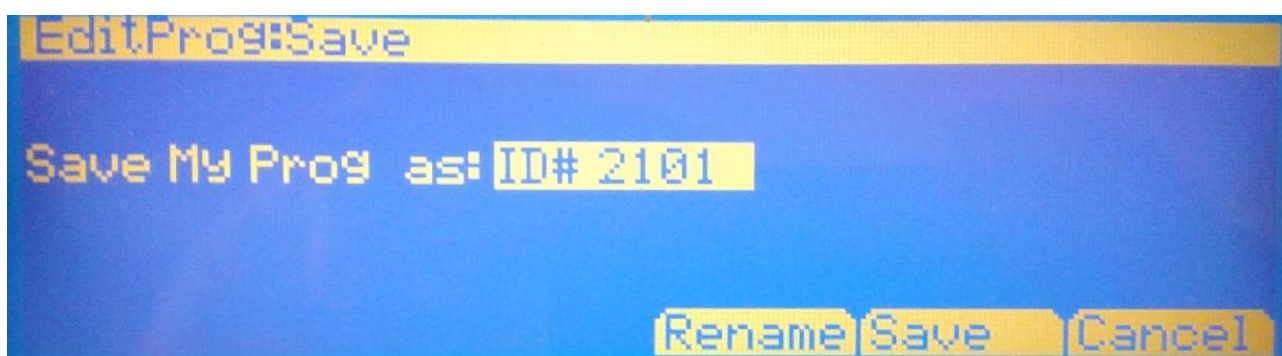
5. Press the soft button Rename to change the name of the program.



6. Use the numeric buttons and the cursors to create a new name for your program and press the soft button OK.



7. Finally, change the program number to preserve the original one and press the soft button Save.



License

You have right to play, modify, and play the modified versions of Let's SoundsKape. You can make copies for backup purpose. Any other rights are reserved to the copyright owner.

I wish Let's SoundsKape will fill all your expectations.

Thank you very much for your confidence,

(c) Carlos Iglesias Valencia